

Market Report

June, 2022



The Charter Club

600 NE 36th St
Miami, FL 33137

Every month we compile this comprehensive market report focus on The Charter Club in this convenient and easy to read format. Our datas comes from more than six different sources including MLS Associations, County Offices and Financial Institutions. Get this report for free every month on our website thecharterclubcondosforsale.com.

Property Stats

POSTAL CODE 33137

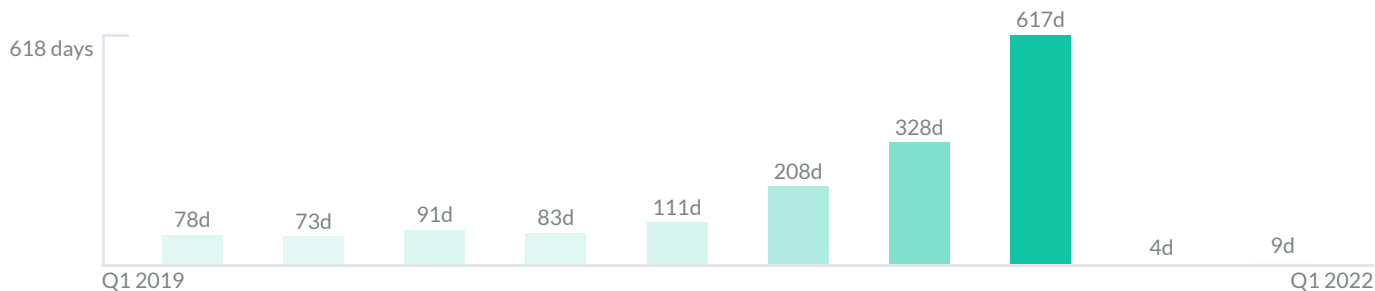
The property stats graph represents the median price evolution since ten years in your postal code area.



Similar Properties

DAYS ON THE MARKET

Everyday 3 months we monitor how many days it takes for similar properties to be sold. This is also a good indicator to know when to buy or sale!

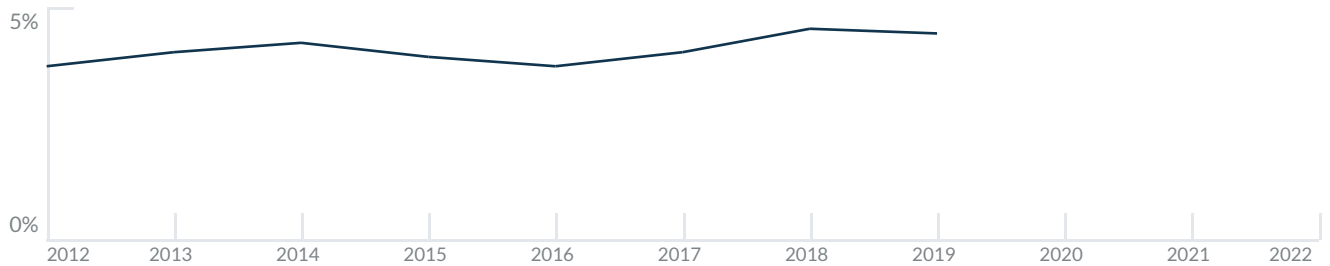


Mortgage Rates

PER YEAR

Understanding mortgage economics is important when you want to buy with a loan. Below is the historical yearly average mortgage rates in the Unites States retrieved from Freddie Mac©

30 YEARS FIXED 4.4%



15 YEARS FIXED 3.9%



5/1-YEAR ADJUSTABLE 3.9%



Schools

CLOSEST

Having good schools nearby is important if you have kids or plan to rent or sell your home. Ratings are retrieved from the leading independent and nonprofit GreatSchools©

ELEMENTARY SCHOOL	MIDDLE SCHOOL	HIGH SCHOOL
School For Advanced Studies in Math	De Hostos Youth Leadership Charter School	Artistic Culture Senior High School
10/10	1/10	10/10

Insights

IN THE CHARTER CLUB

Below the average listing prices of available unit per property type.

1 BED

\$350,000
AVERAGE PRICE

2 FOR SALE
1 FOR RENT

2 BEDS

N/A
AVERAGE PRICE

0 FOR SALE
2 FOR RENT

4.6% to 4.9%

CAP RATE

Yearly net income when rent

0.3%

NEGOTIABILITY

What you can negotiate




Sale within the last month

Activity

SOLD OR RENTED

Below the latest transactions reported by the local MLS Association for The Charter Club



\$339,900



UNIT 314

SOLD | APR 2022



\$3,500



UNIT 1514

RENTED | FEB 2022




\$3,200



UNIT 211

RENTED | FEB 2022




\$3,300



UNIT 221

RENTED | FEB 2022



\$2,500



UNIT T-5

RENTED | FEB 2022



\$390,000



UNIT T23

SOLD | DEC 2021

Sold

LAST 20 PROPERTIES SOLD IN THE CHARTER CLUB

Unit	Price	Beds/Baths	\$/Sqft	Sqft	Buying Date	Days on Market
314	\$339,900	1/2	\$343.3	990	Mar 2022	9
T23	\$390,000	2/2	\$355.8	1,096	Nov 2021	4
519	\$245,000	1/2	\$323.6	757	Oct 2020	617
2023	\$318,800	2/2	\$290.9	1,096	Sep 2020	328
1209	\$239,000	1/1	\$311.2	768	Jun 2020	51
PH10	\$549,000	2/2	\$296.8	1,850	May 2020	365
316	\$1,850	1/1	\$2.4	768	Jan 2020	111
501	\$325,000	2/2	\$266.8	1,218	Nov 2019	105
208	\$263,000	1/2	\$347.4	757	Nov 2019	36
605	\$249,900	1/2	\$325.4	768	Oct 2019	112
823	\$325,000	1/2	\$296.5	1,096	Oct 2019	78
1502	\$274,900	2/2	\$225.7	1,218	Sep 2019	56
1822	\$385,000	1/2	\$351.3	1,096	Sep 2019	70
PH11	\$580,000	3/3	\$313.5	1,850	Aug 2019	219
1222	\$349,900	1/2	\$319.3	1,096	Jul 2019	105
407	\$308,800	2/2	\$311.9	990	Jul 2019	5
620	\$257,800	1/2	N/A	N/A	Jun 2019	88
802	\$350,000	2/2	\$287.4	1,218	Apr 2019	111
612	\$258,000	1/2	\$335.9	768	Apr 2019	19
1818	\$450,000	2/2	\$369.5	1,218	Apr 2019	16

Rented

LAST 20 PROPERTIES RENTED IN THE CHARTER CLUB

Unit	Price	Beds/Baths	\$/Sqft	Sqft	Rented Date	Days on Market
1514	\$3,500	2/2	\$3.5	990	Jan 2022	2
211	\$3,200	2/2	\$3.4	955	Jan 2022	17
221	\$3,300	2/2	\$2.7	1,218	Dec 2021	31
T-5	\$2,500	1/2	\$3.3	757	Dec 2021	18
1116	\$1,950	1/2	\$2.5	768	Nov 2021	2
PH-27	\$2,600	2/3	\$1.9	1,400	Dec 2019	62
417	\$2,200	2/2	\$2.2	990	Dec 2019	23
2009	\$2,000	1/2	\$2.6	768	Nov 2019	75
1206	\$2,150	2/2	\$2.2	990	Nov 2019	59
PH16	\$2,800	2/3	\$1.7	1,674	Oct 2019	112
1712	\$1,850	1/2	\$2.4	768	Oct 2019	3
221	\$2,200	2/2	\$1.8	1,218	Oct 2019	99
1105	\$1,800	1/2	\$2.4	757	Sep 2019	11
804	\$2,375	2/2	\$1.9	1,218	Sep 2019	46
204	\$2,350	2/2	\$1.9	1,218	Aug 2019	21
1023	\$2,290	2/2	\$2.1	1,096	Aug 2019	73
1806	\$2,100	2/2	\$2.1	990	Aug 2019	15
1116	\$1,800	1/2	\$2.3	768	Aug 2019	19
821	\$2,450	2/2	\$2.0	1,218	Jul 2019	85
1417	\$2,050	2/2	\$2.1	990	Jul 2019	17

Currently Listed

ACTIVE LISTINGS 1/1

Unit	Price	Beds/Baths	\$/Sqft	Sqft	Listing Date	Owner
622	\$3,000/mth	1/1	\$2.7	1096	Feb 2022	STEINMAUER...
1423	\$2,650/mth	2/2	\$2.4	1096	Feb 2022	MARTIN SZWI...
1502	\$3,600/mth	2/2	\$3.0	1218	Feb 2022	
1909	\$350,000	1/2	\$455.7	768	Apr 2022	
1916	\$349,000	1/2	\$454.4	768	Feb 2022	RODRIGO GO...